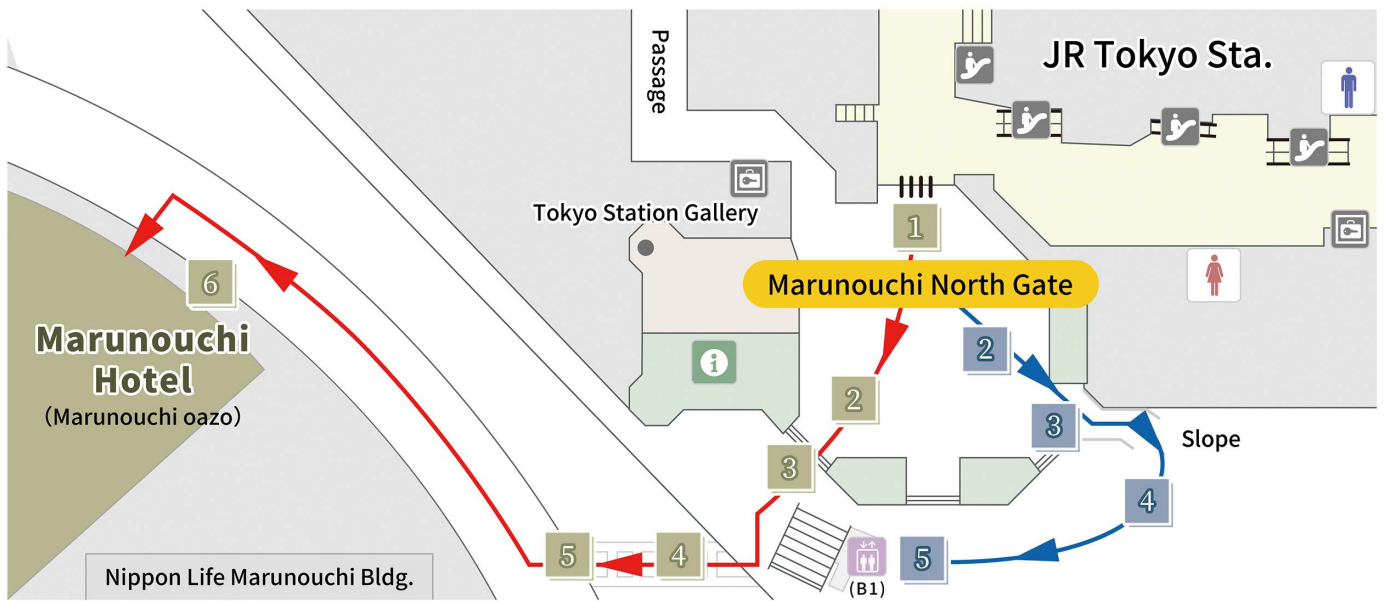


From JR Tokyo Station Marunouchi North Gate (ground floor) by foot



1 After passing through the Marunouchi North Gate, of the three exits there, take the one at the far right.



2 Pass the overhead sign board that says, "Yokosuka・Sobu line (Rapid)/Restaurant Area" at the right-most exit.



3 You will see the descending stairs right in front when you go outside. Find the pedestrian crossing behind the stairs.



4

Cross the pedestrian crossing.

The dark brown building across the pedestrian crossing is the Marunouchi Hotel.

*The hotel is located within a commercial complex “oazo.”



5

Cross the pedestrian crossing,

turn to the right and go along the pavement.




6

About 100m ahead,

you will find the main entrance on your left.

Enter from there, and go straight.



7

Take the elevator on your left

to the hotel lobby on the 7F.



8

When you get to the 7F,

go down through the elevator hall.



9

The hotel reception is at the end of the hallway to the right. Welcome to our Hotel!

The entrance from oazo side

There is another entrance besides the main entrance.



1

Go out of Tokyo Station, cross the pedestrian crossing, and go straight into the glass-walled building named oazo.



2

Just after going through the auto door, you will find the separate entrance to the Marunouchi hotel on your right. Go through the auto door and take the elevator on your right, to the hotel lobby on the 7F.


Information on the accessible slope at the Marunouchi North Gate




1 Pass through the Marunouchi North Gate, of the three exits, take the one at the far left.



2 Pass the overhead sign board that says "for Tokyo International Forum" at the left-most exit.



3 Please use the slope.



4 Turn right and follow the arrow sign to find the elevator.



5 Take the elevator to the B1F.



6 Turn left.
(For the rest, please refer to the Route 2 Marunouchi Underground North Gate).